

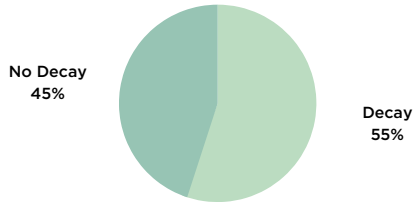
Mobile Program Truck Visit Summary

 Kids Served: 52,891

 Date: September 2004 - June 2023

 Value of Dental Care: \$32,131,160

Percentage Of Kids With Tooth Decay



121,175 teeth with decay.

The Kids' Oral Health*

- 3% missed school because of dental pain.
- 8% indicated tooth ache.
- 2% visited an ER/Hospital because of dental pain.
- 17% had never seen a dentist before.
- 66% drink sweetened beverages daily.
- 3% use tobacco.
- 79% brush daily.

Care Provided

Each child was provided a toothbrush, toothpaste, floss and a lesson on how to use them and better care for their teeth at home.

Diagnostic Procedures: 115,403 \$4,466,838 <small>Exams, X-Rays</small>	Preventive Procedures: 249,277 \$10,535,482 <small>Cleaning, Sealants, Fluoride Varnish</small>
Restorative Procedures: 123,418 \$17,128,840 <small>Cavity Fillings, Crowns, Extractions</small>	

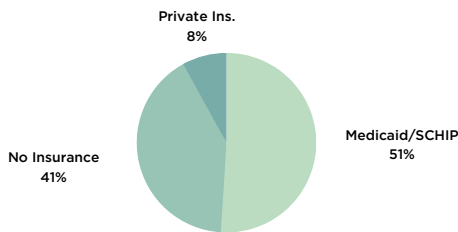
Sealants Placed



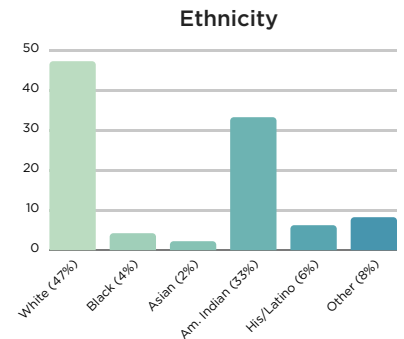
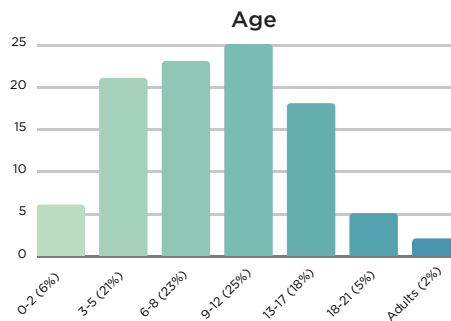
112,461

Dental sealants are thin coatings applied to molar (back) teeth to prevent cavities. Generally for kids age 6-13, sealants reduce the risk of tooth decay by up to 80% for several years.

Benefits/Coverage




Patient Demographics*




Household Income/Size*

- 31% with income less than \$10,000 with an average of 3.1 children
- 22% with income between \$10,000-\$20,000 with an average of 2.8 children
- 20% with income between \$20,000-\$30,000 with an average of 2.9 children
- 27% with income more than \$30,000 with an average of 3.2 children

Gender

 **49%** male

 **51%** female

All data with * was reported by parent/guardian on the Patient Information form.